



Uncle Sam Hats

Three: Cut out and attach red "lid" to top of hat

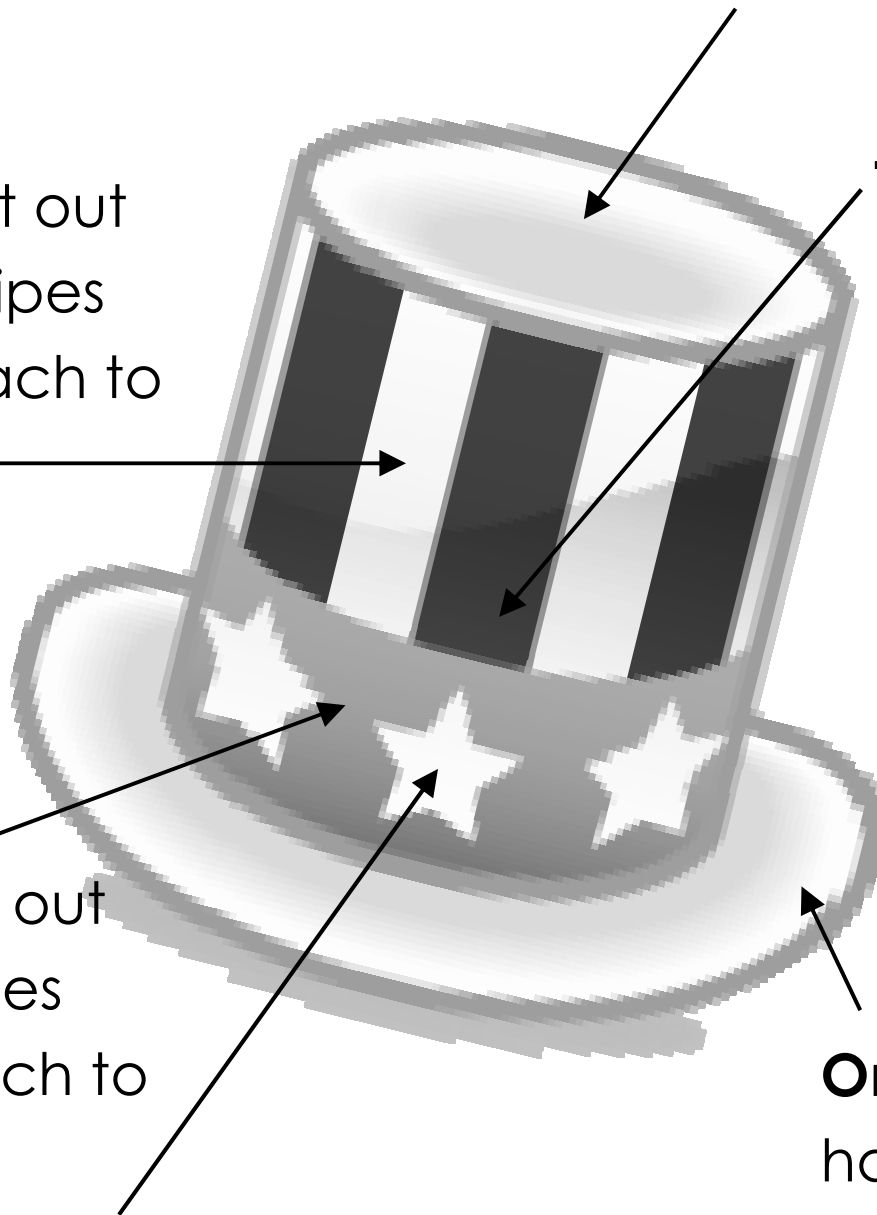
Four: Cut out white stripes and attach to hat

Two: Cut out long red long red piece, create a "tube" and attach to brim

Five: Cut out blue stripes and attach to hat

One: Cut out hat brim

Six: Use puncher to cut out white stars, attach to hat





Instructions: Print this sheet on white card stock

Uncle Sam Hats


NATIONAL CONSTITUTION CENTER



NATIONAL CONSTITUTION CENTER



NATIONAL CONSTITUTION CENTER



Hat Brims



Uncle Sam Hats







--	--	--	--	--	--



Blue Stripe



Uncle Sam Hats



Red Lid





Uncle Sam Hats



Red Stripes

--	--	--	--	--	--	--	--

--	--	--	--	--	--	--	--