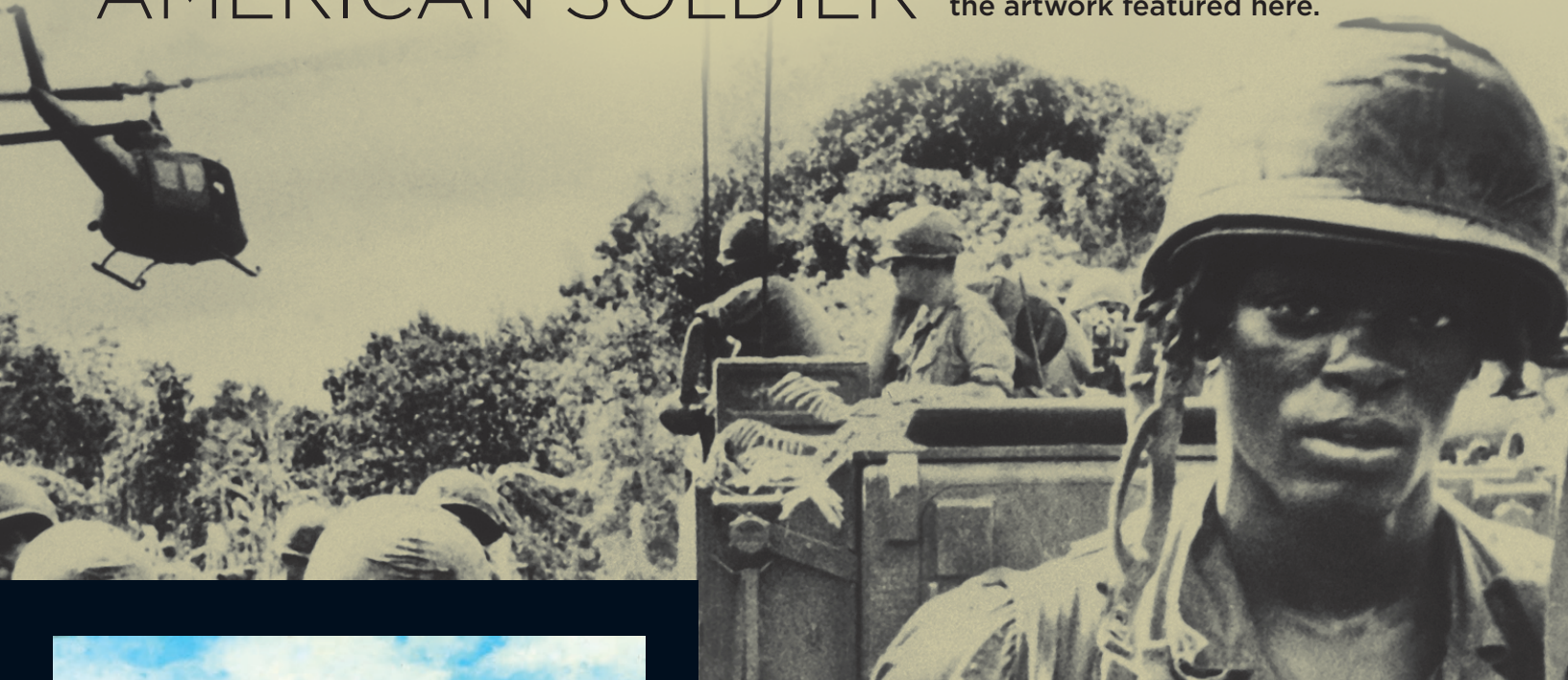


# ART OF THE AMERICAN SOLDIER

This student guide is filled with activities that will lead you through the exhibition and help you to explore the artwork featured here.



The Hizara Province  
Elize Golden



## TELLING A STORY

Every piece of art tells a story. Find the image at the left in the gallery. What story does this piece tell you?

What words best describe this scene?

- |                                |                                   |                              |
|--------------------------------|-----------------------------------|------------------------------|
| <input type="radio"/> CALM     | <input type="radio"/> JOYFUL      | <input type="radio"/> FUN    |
| <input type="radio"/> EXCITING | <input type="radio"/> SWEET       | <input type="radio"/> TAME   |
| <input type="radio"/> ROUGH    | <input type="radio"/> ORGANIZED   | <input type="radio"/> DARK   |
| <input type="radio"/> DRAMATIC | <input type="radio"/> WILD        | <input type="radio"/> BORING |
| <input type="radio"/> SCARY    | <input type="radio"/> ADVENTUROUS | <input type="radio"/> TENSE  |
| <input type="radio"/> ANGRY    | <input type="radio"/> NOISY       | <input type="radio"/> STILL  |

Describe what you think is happening in this scene:

---



---

What helps you determine this?

---

What happened before the action in this painting?

---

What will happen after the action in this painting?

---



DECODING THE ARTWORK

Each war has its own unique look. This is because of when and where in the world the conflict took place. As you examine the artwork within this exhibition, look for clues that can tell you the location and the time period being shown. Once you know the place and time period, it will become much easier to tell which war the artwork is depicting. **See if you can use the painting’s landscape and equipment to determine where and when the war in each picture took place.**

*Hint: Look at the masks the men have on their faces.*



LANDSCAPE	EQUIPMENT	GUESS THE WAR (TIME AND PLACE)

A cartoon is a drawing that often uses humor to convey a message. Soldiers artists use cartoons as a light-hearted way to relieve stress, while also making serious points about the experience of war. Look at the cartoons in this section of the exhibit.  
**Who is most often the subject of the cartoons?**

SOLDIER CARTOONS

As an example, start with the cartoon “The Shower.” What is the cartoonist saying about the soldier experience? Who is getting made fun of? How do we know? Would this cartoon be funny to everyone who saw it, or is it for a specific audience?

DECODING THE ARTWORK:  
QUADRANT ANALYSIS

Paintings can tell us so much when we look at them up close. Sometimes it can be helpful to divide the piece into four sections called quadrants, like we have with the painting at right. Examine each quadrant separately to better understand what is happening in this scene. **Describe each section in the space provided.**

QUADRANT #1

QUADRANT #2

QUADRANT #3

QUADRANT #4






What message do you think the artist was trying to convey when creating this piece?



## MEDICAL TREATMENT

The symbol of a red cross tells soldiers from all sides that the people, buildings and vehicles they see are helping those who need medical treatment. They are not to be attacked. In fact, if soldiers do attack something or someone with a red cross, they can get into a lot of trouble. The symbol of the red cross is seen in many of the pieces in this exhibition. **See if you can match the red crosses shown here with the artwork in which they are depicted.**



## THE AMERICAN SOLDIER

In this last section of the exhibition, you see portraits of American soldiers from World War I to today. Many combat artists made it a point to sketch the faces of the soldiers they were with. What emotions do you see in the portraits? Pick one and sketch your own example of that emotion.

### Portrait Sketching Tips

Keep the following things in mind.

- *The tilt of the eyes*
- *The width and length of the nose*
- *The thickness of the lips*
- *The shape of the jaw line*
- *The distance between the hairline and the top of the eyes*

In Partnership With

Local Presenting Sponsor

Media Partners

iPod Sponsors



NATIONAL CONSTITUTION CENTER

[www.constitutioncenter.org](http://www.constitutioncenter.org) | 215.409.6600

Army art is furnished courtesy of the Department of the Army, Center of Military History. Sponsorship of this exhibit does not constitute an endorsement by the Department of the Army of the sponsor's products or services.