

GROUP

PRE-VISIT GUIDE

HELPFUL REMINDERS

ARRIVAL

When you arrive at the museum, your bus driver will pull into the Independence Transportation Center (ITC), located adjacent to the Constitution Center, where a member of the Visitor Experience team will greet your group and give a short introduction to the museum. The group leader will then check in at the Box Office inside the museum where they will be asked for group name and final count. The group will receive chaperone stickers or wristbands.

LUNCH

If your group is bringing bagged lunches

Reservations in the School Lunchroom are required (\$20 flat fee) if your group is bringing bagged lunches. Lunches must be bagged or boxed together with your group's name clearly labeled prior to arrival at the museum. This will ensure a quick check-in process.

MUSEUM STORE

The Museum Store offers an array of gift and exhibition merchandise, including books, souvenirs, and educational toys and games. Don't forget to make time for your group to stop by!

LATE ARRIVAL

Please provide plenty of time for your commute so that you arrive at the museum 15 minutes prior to your scheduled visit time. If your group is running late for their scheduled visit (and will not arrive by the time listed on the final invoice), the group may be reassigned into a new entry time based on availability.

CANCELLATION AND CHANGES

Please notify the Group Sales Department at least seventy-two (72) hours in advance if your group must cancel. Your reservation may be rescheduled based on availability. All payments will be applied to a future visit made within a year of cancellation if cancellation is made at least seventy-two (72) hours in advance of the group visit. Payments will not be applied to an upcoming visit if the Group Sales Department is not notified of the cancellation at least seventy-two (72) hours prior to the scheduled visit. No refunds will be given for cancelled group visits. All payments are final and non-refundable. Should there be a weather-related event or a city, state, or nationwide emergency that causes the NCC to close or makes it impossible for the group to visit, an exception may be made to refund groups who cancel within seventy-two (72) hours. This is up to the discretion of the NCC.

MUSEUM RULES & REGULATIONS

For your safety, all items brought into the National Constitution Center are subject to an inspection. Please leave all bags and valuable personal belongings on your bus.

Please reference the *Visitor Code of Conduct* at www.constitutioncenter.org/museum/visit/respectful-conduct for additional information.

NATIONAL CONSTITUTION CENTER



Independence Mall | 525 Arch Street | Philadelphia, PA 19106
215.409.6800 | constitutioncenter.org

A CHAPERONE'S GUIDE

TO AN UNFORGETTABLE VISIT

FOLLOW THESE TOP 7 TIPS FOR A FUN, SAFE, AND MEMORABLE EXPERIENCE:

- 1** Students and chaperones **MUST STICK TOGETHER**. Chaperones are responsible for the behavior of their groups at all times and should act as leaders, encouraging inquiry and assisting students in navigating the exhibit spaces and programs safely and appropriately.
- 2** **OUR EDUCATORS AND MUSEUM STAFF ARE ALWAYS AVAILABLE TO HELP**. Feel free to test their knowledge and ask questions to enhance your group's museum experience.
- 3** **POSE FOR A PHOTO OP** (or several) in *Signers' Hall*, but please adhere to posted policies throughout the museum about photography and videography.
- 4** We encourage Freedom of Speech, but we request that your students not disrupt the actors and **SILENCE ALL CELL PHONES** and electronic devices during live performances. Please keep voices to an appropriate indoor volume.
- 5** Please remind your group to **BE RESPECTFUL TO ALL STAFF MEMBERS** and other visitors, so we can help you and other visitors have the best visit possible.
- 6** To ensure the safety of all visitors, **RUNNING, CLIMBING, AND/OR TOUCHING ARTIFACTS IS NOT PERMITTED**.
- 7** **FOOD AND DRINK ARE NOT PERMITTED** in any exhibit or theater area.

WE ENCOURAGE CHAPERONES TO HELP STUDENTS FEEL ENGAGED, LEARN, AND HAVE FUN DURING THEIR VISIT! SOME WAYS TO DO THAT ARE:

- Ask students to describe what they see or hear
- Ask students what they think something means
- Ask students how an exhibit or artifact relates to them
- Encourage students to read exhibit text out loud
- Share examples of something they are currently learning as it relates to museum content
- Always encourage them to ask questions!

NATIONAL CONSTITUTION CENTER

Independence Mall | 525 Arch Street | Philadelphia, PA 19106
215.409.6800 | constitutioncenter.org

BUILDING MAP

KEY



MAIN ENTRANCE



EXHIBIT ENTRANCE



CHECK IN



STAIRS



ELEVATORS



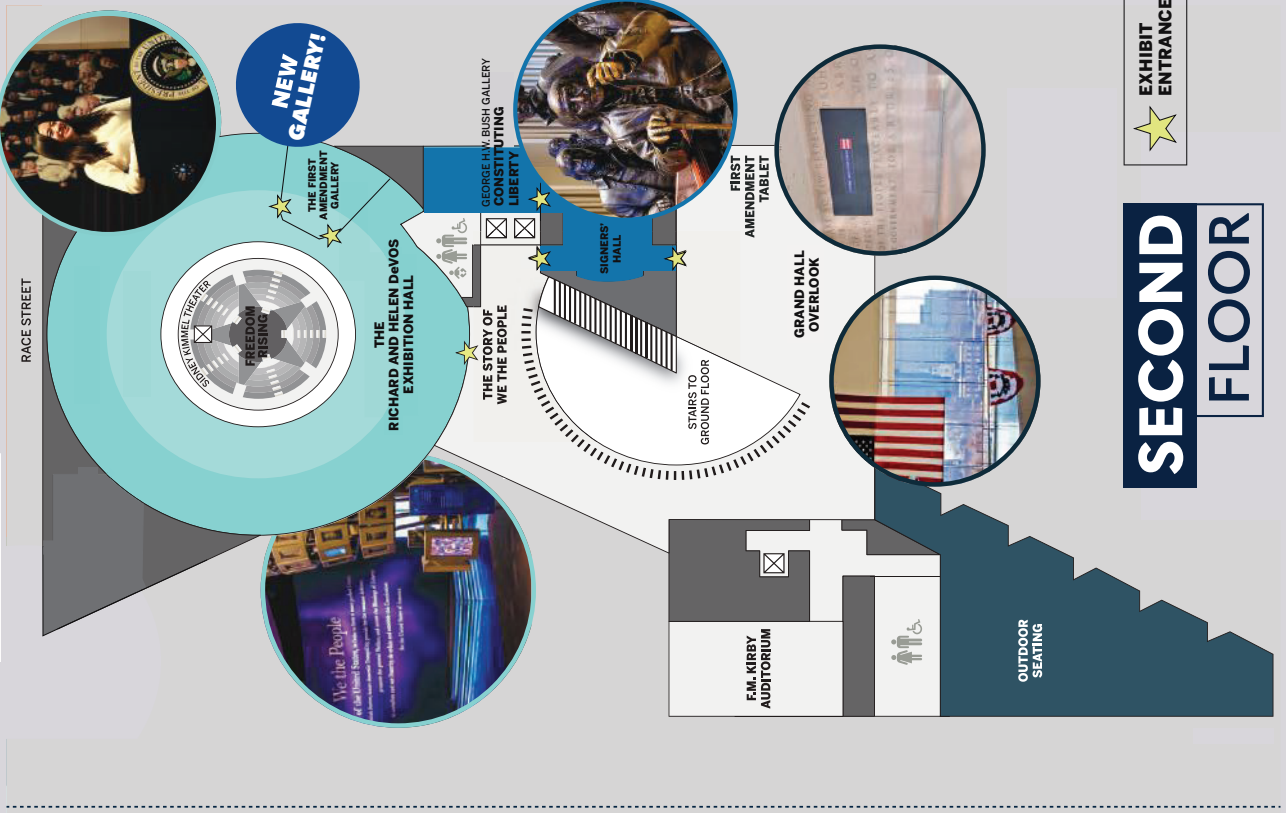
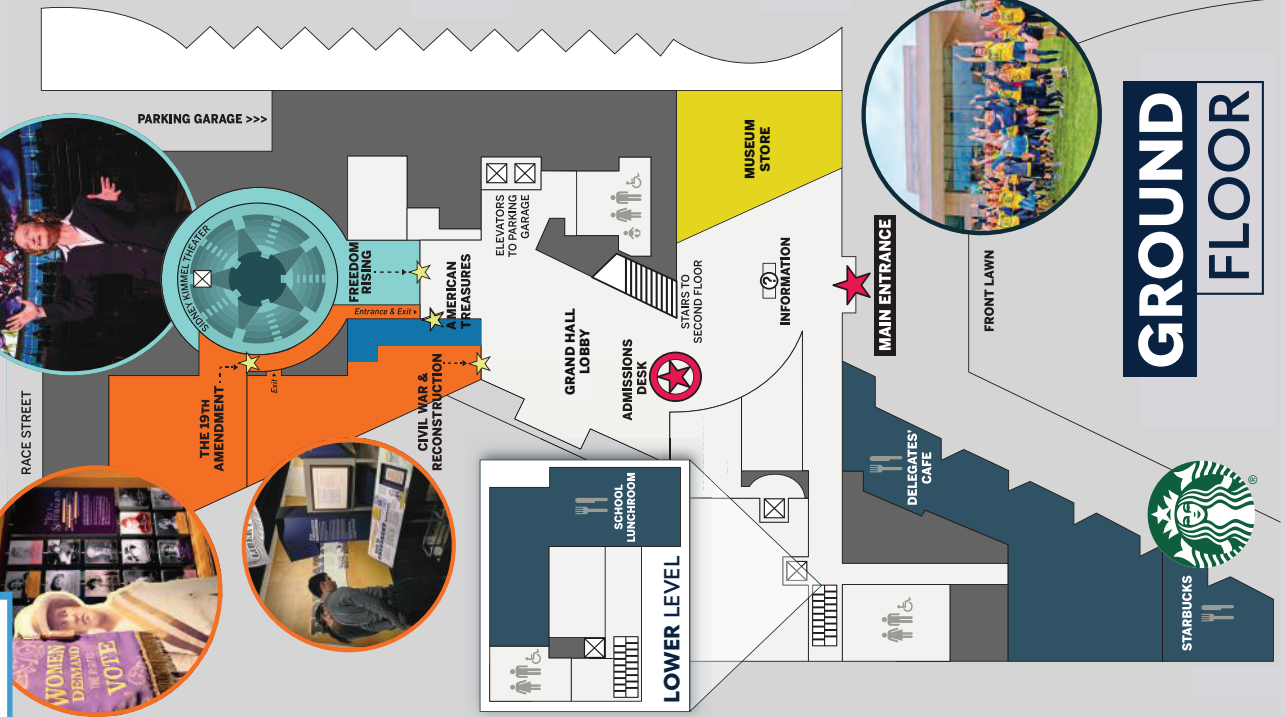
FOOD



RESTROOMS



For your convenience,
you can download
our map here:



BUS TRIP TIPS

BUS PICK-UP AND DROP-OFF: INDEPENDENCE TRANSPORTATION CENTER

Bus unloading and loading will take place at the **Independence Transportation Center (ITC)**, located adjacent to the National Constitution Center. **Drivers can access the ITC from Race Street, between 5th and 6th streets.**

Located in the heart of Philadelphia's historic district, the ITC is in close proximity to the Independence Visitor Center, the Liberty Bell Center, and Independence Hall, as well as other sites, attractions, restaurants, and shops.

BUS AND CAR PARKING

The bus parking lot is just a few blocks away from the ITC, on Callowhill Street between 2nd and Front streets. The daily parking rate is \$20 per bus. The bus driver will be asked to pay the parking lot attendant directly by cash or credit card. Payment for bus parking will not be accepted by the National Constitution Center. Overnight parking will be an additional \$10 per bus (for a total fee of \$30). Parking is first come, first serve. If you need additional information, please call 215.546.1706.

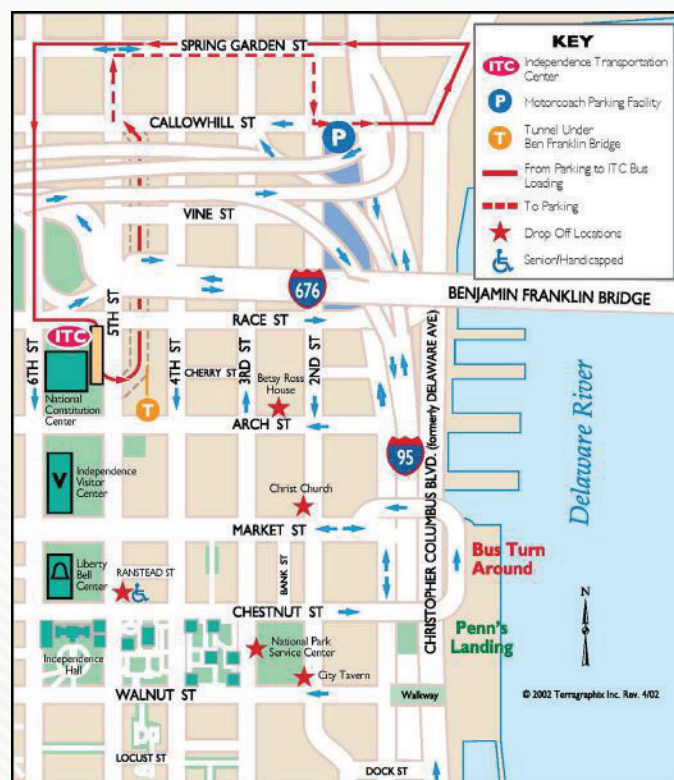
Convenient car parking is also available at underground garages at the museum, the Independence Visitor Center, and at nearby public parking facilities.

For additional information, please visit
constitutioncenter.org/museum/visit/group-visits

DIRECTIONS TO BUS PARKING LOT

From the ITC, exit onto 5th Street (North) and proceed to the right, taking the tunnel under the Benjamin Franklin Bridge. Proceed to Spring Garden Street and turn right (East). Turn onto 2nd Street. Proceed to Callowhill Street and turn left. Enter the bus parking lot, located between 2nd and Front streets on the right. Return directions to the ITC will be provided at the bus parking lot.

MAP OF BUS ROUTES TO THE INDEPENDENCE TRANSPORTATION CENTER



NATIONAL CONSTITUTION CENTER

Independence Mall | 525 Arch Street | Philadelphia, PA 19106
215.409.6800 | constitutioncenter.org



BUS DIRECTIONS

FROM THE SOUTH

Take I-95 North to Exit 22 for “Central Philadelphia/I-676.” Follow signs for Philadelphia/Independence Hall/Callowhill Street. Keep right at the fork in the ramp. Stay straight on Callowhill Street and turn left onto 8th Street. Take 8th Street to Race Street and turn left. Proceed through the light at 6th Street and turn right into the Independence Transportation Center bus facility, adjacent to the National Constitution Center.

FROM THE NORTH

Take I-95 South to Exit 22 for “Central Philadelphia/I-676.” Follow signs for Philadelphia/Independence Hall/Callowhill Street and make a right at the light at the bottom of the ramp. Stay straight on Callowhill Street and turn left onto 8th Street. Take 8th Street to Race Street and turn left. Proceed through the light at 6th Street and turn right into the Independence Transportation Center bus facility, adjacent to the National Constitution Center.

FROM THE WEST

Take I-676 (PA Turnpike) to Exit 326 for “Valley Forge.” Follow signs for Philadelphia I-76 East. Remain on I-76 East for about 25 miles until you see signs for Exit 344 “Central Philadelphia” and take 676 East to the 8th Street exit. Make a right onto 8th Street and then a left onto Race Street. Proceed through the light at 6th Street and turn right into the Independence Transportation Center bus facility, adjacent to the National Constitution Center.

FROM THE EAST

Take the NJ Turnpike to Exit 4. Take Route 73 North to Route 38 West to US 30 and continue on US 30 West over the Benjamin Franklin Bridge (Route 676), crossing into Philadelphia. Stay in the left lane and go straight through the light following the signs for “8th Street South/Chinatown.” Make a left onto 8th Street and then another left onto Race Street. Proceed through the light at 6th Street and turn right into the Independence Transportation Center bus facility, adjacent to the National Constitution Center.

NATIONAL CONSTITUTION CENTER



Independence Mall | 525 Arch Street | Philadelphia, PA 19106
215.409.6800 | constitutioncenter.org